

Week 4

Dear parents/ carers

Welcome to this week's online learning for reception. We have put each day's learning in one document. Let us know if this is easier for you to look at.

We have laid out the activities in a table so that you can have an idea of the sort of routine you might want to work out. Spread the activities out, repeat them as you see fit.

Children in Reception learn best through **PLAY**. It is important that while learning at home they are still provided with opportunities to play and learn through activities they enjoy. Reading and writing is important and there are lots of ideas and activities for the children to practise these skills but keep these sessions short and fun. Where possible link the writing to their interests, e.g. if they like cars they can draw and describe the car and think about where it will go.

Looking forward to seeing you again soon.

Charlie and the reception team

Day	W/b 27.04.2020	Play activities	Phonics (30 mins) Please use RWI website for lessons at times below	High frequency words (5-10 mins)		Maths activities (15 mins)	Book activities (15 mins) <i>Mr Gumpy's Outing</i>
1	Monday	Window drawing	9.30am - Set 1: e 10.00am - Set 2: ow	me	so	Pirate counting	Explore the book!
Weekly Learning Challenge: Floating and sinking with Joanne!							


Monday 27 April

Play activity

Journeys

Play activities for Week 4 beginning 27th April 2020

This week we will be thinking about journeys we can take in our local area. You can check out your local area on google maps. Go to <https://www.google.co.uk/maps/> and drag the little yellow man in the bottom right corner onto the map to view in 'Street View'. Can you find your home? Can you find Ben Jonson Primary School? Can you find Sainsburys or Tesco?



Monday

Window drawing

Look outside your window and draw what you can see. What colours can you see? What shapes can you see? Look outside a different window. Is it the same or different?

Phonics

There are daily lessons for phonics on Ruth Miskin Training on YouTube.

New films will be released each day from Monday to Friday. Set 1 sounds (the earliest sounds we teach) are shown at 9.30am. Set 2 sounds (for children that are doing well with their phonics) are shown at 10.00am

Each film is approximately ten to fifteen minutes long and will be available on YouTube for 24 hours.

You can see the schedule for the weeks ahead if you click on the link below.

https://www.ruthmiskin.com/media/filer_public/1b/7d/1b7df13e-4381-4bb5-866b-ac0549394947/ss_after_easter1.pdf

Today's sounds are:

Set 1	Set 2
e	OW

If you don't have access to YouTube find objects in your house that begin that have these sounds in.

High Frequency Words – Day 1

Children who know all Reception words should read **Year 1** words!
Learn one of these words each day! No longer than **10/15 minutes!**

Make it fun!

Reception High Frequency Words	Year 1 High Frequency Words
me	so

Write them onto paper and cut them up. **Hide them around your home.**
Ask your child to find certain words and bring them back to you.

Play HFW Bingo! Write down some of the words onto a bingo grid and then read out the words. Can they find them?

I	up
we	the
it	go

Get your child to be the bingo caller and read out the words!

Look for and match HFWs in books!

Maths – Day 1

Maths Challenge Cards

The maths challenge cards are short activity ideas that can fit into your day and will help your child see maths as fun.

You can repeat each activity as many times as your child wants to. Feel free to change the ideas to suit your child's interests, what you have in your house and their current level of development. If your child wants to represent their thinking on paper let them do so in their own way. For example they might not want to write numbers, but they might want to draw to communicate their mathematical thinking.

Starting with a Story

Reception

Talking Together

Find two containers to be trash or treasure - unless you want to make your own treasure chest! Look at the pirates counting and see if it is right - treasure, or wrong - trash!
Help the pirates with their counting! They have counted out coins on the back of their treasure maps.

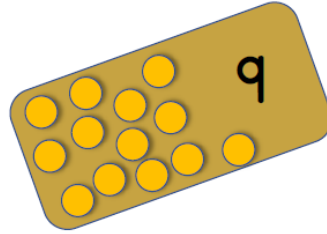
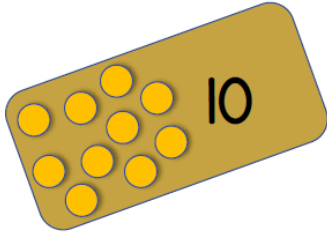
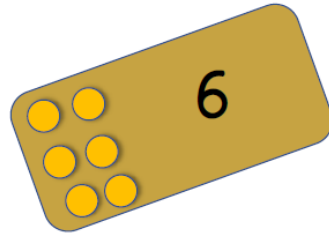
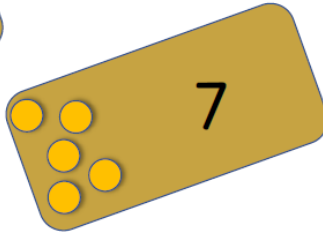
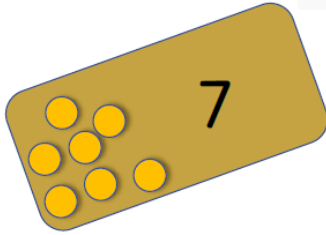


Starting with a Story

Reception



Talking Together

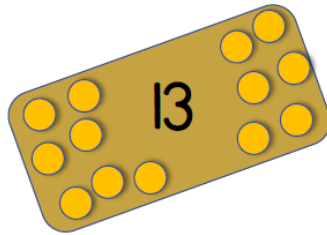
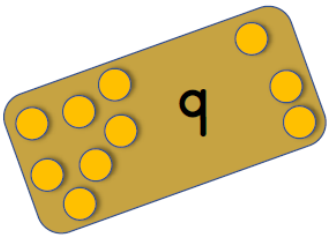

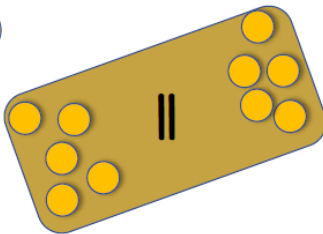
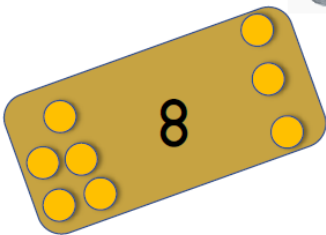



Starting with a Story

Reception



Talking Together





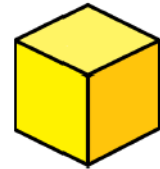
Sea Shanties

Pirates and sailors are well known for singing sea shanties.

Have a look around your house with your telescope and sing the shapes you find!



Talking Together

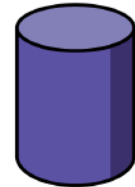


Some Pirates went to sea, sea, sea
 To see what shapes they'd see, see, see
 But all that they could see, see, see was a

At the bottom of the sea, sea, sea!




Far across the sea they went



Far across the sea they went

Far across the sea they went until the day was over.



A Last Pirate Thought

Look closely at all the 10 little pirates. Can you see the differences between them?

How are some the same, how are they different? Look at all the patterns. They are all Pirates but all very different, very special. Just like you.

Maybe you could make your own pirate outfit?



